

FLUKE®

705/707

Loop Calibrator

Safety Information

PN 2166294

June 2004

© 2004 Fluke Corporation. All rights reserved. Printed in U.S.A.

All product names are trademarks of their respective companies.

705/707 Loop Calibrator











Safety Information

A **Warning** identifies conditions and actions that pose hazard(s) to the user; a **Caution** identifies conditions and

actions that may damage the Calibrator or the equipment under test.


Safety and electrical symbols used in this sheet and on the Calibrator are displayed in Table 1.

Table 1. International Electrical Symbols

Symbol	Meaning	Symbol	Meaning
	Power ON/OFF		Double insulated
	Earth ground		Conforms to relevant Canadian and US Standards. Certification # LR110460-2
	Risk of Danger. Important information. Refer to manual.		Conforms to relevant European Union directives.
	Battery		Direct current
	Hazardous Voltage		Caution: Static discharge can damage parts.

⚠ ⚠ Warning

To avoid electric shock, injury, or damage to the Calibrator:

- Use the Calibrator only as described in the Instruction Sheet or the protection provided by the Calibrator may be impaired.
- Do not use the Calibrator around explosive gas, vapor, or dust.
- Inspect the Calibrator before use. Do not use it if appears damaged.
- Inspect the test leads for damaged insulation or exposed metal. Check lead continuity. Replace damaged test leads before you use the Calibrator.
- Never apply more than 30 V between any two terminals, or between any terminal and earth ground.
- Use the proper terminals, mode, and range for your measuring or sourcing application.
- To prevent damage to the unit under test, put the Calibrator in the correct mode before connecting the test leads.
- When making connections, connect the COM test lead before the live lead; when disconnecting, disconnect the live lead before the COM lead.
- Never use the Calibrator with the case open.
- Make sure the battery door is closed and latched before you operate the Calibrator.
- Replace the battery as soon as the  (low battery) symbol appears to avoid false readings that can lead to electric shock. Use only a single 9 V battery, properly installed.

- Remove test leads from the Calibrator before opening the case or battery door.
- Do not allow water into the case.
- Remove any input signals prior to removing test leads and opening the case.
- When servicing the Calibrator, use only specified replacement parts.
- Do not service these products other than as described in the Instruction Sheet.
- For maintenance procedures not described in the Instruction Sheet, contact a Fluke Service Center.

⚠ Caution

To avoid damaging the Calibrator, use the proper terminals, function, and range for your measurement or output application.

General Specifications

Maximum voltage between any terminal and earth ground or between any two terminals:

30 V

Storage temperature:

– 40 °C to 60 °C

Operating temperature:

– 10 °C to 55 °C

Relative humidity:

95 % up to 30 °C;

75 % up to 40 °C

45 % up to 50 °C

and 35 % up to 55 °C

Safety Compliance:

705: Complies with CAN/CSA C22.2 No. 1010.1:1992.
Complies with ANSI/ISA S82.01-1994.

707: Complies with IEC 61010-1-95 CAT I, 30 V; CSA
C22.2 No. 1010-992 NRTL; ANSI/ISA S82.02.01-1994.

CE:

707: Complies with EN61010-1 and EN61326

Power requirements:

Single 9 V battery (ANSI/NEDA 1604A or IEC 6LR61)

Contacting Fluke

To contact Fluke, call one of the following telephone numbers:

USA: 1-888-44-FLUKE (1-888-443-5853)

Canada: 1-800-36-FLUKE (1-800-363-5853)

Europe: +31 402-675-200

Japan: +81-3-3434-0181

Singapore: +65-738-5655

Anywhere in the world: +1-425-446-5500

For USA Service: 1-888-99-FLUKE (1-888-993-5853)

Or, visit Fluke's Web site at www.fluke.com.

To register your product, visit register.fluke.com

LIMITED WARRANTY AND LIMITATION OF LIABILITY

This Fluke product will be free from defects in material and workmanship for three years from the date of purchase.

This warranty does not cover fuses, disposable batteries, or damage from accident, neglect, misuse, alteration, contamination, or abnormal conditions of operation or handling. Resellers are not authorized to extend any other warranty on Fluke's behalf. To obtain service during the warranty period, contact your nearest Fluke authorized service center to obtain return authorization information, then send the product to that Service Center with a description of the problem.

THIS WARRANTY IS YOUR ONLY REMEDY. NO OTHER WARRANTIES, SUCH AS FITNESS FOR A PARTICULAR PURPOSE, ARE EXPRESSED OR IMPLIED. FLUKE IS NOT LIABLE FOR ANY SPECIAL, INDIRECT, INCIDENTAL OR CONSEQUENTIAL DAMAGES OR LOSSES, ARISING FROM ANY CAUSE OR THEORY. Since some states or countries do not allow the exclusion or limitation of an implied warranty or of incidental or consequential damages, this limitation of liability may not apply to you.

Fluke Corporation
P.O. Box 9090
Everett, WA 98206-9090
U.S.A.

Fluke Europe B.V.
P.O. Box 1186
5602 BD Eindhoven
The Netherlands

11/99